

Napoli Pizza Lunch Ordering Instructions

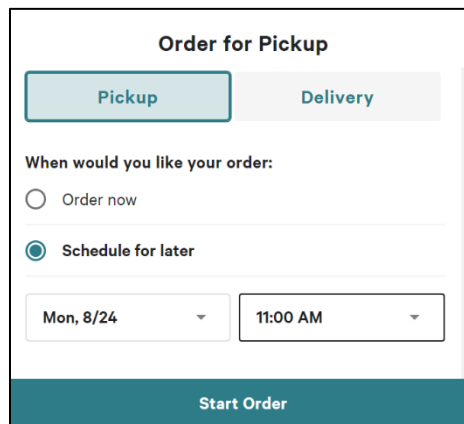
****All orders must be submitted by 8 am on the day in which your student would like to receive lunch.****

- Go to napoliswoodstock.com
- Click Order Online Now

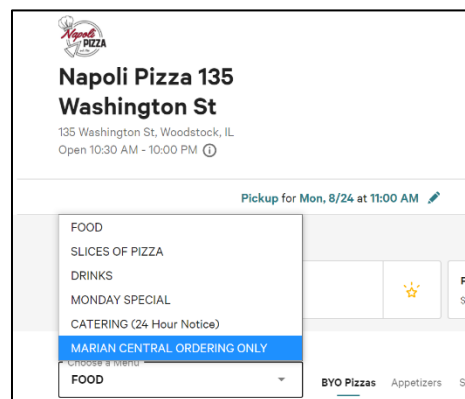


- Select Pickup and Schedule for later. Then select the day you would like lunch and the time of your student's lunch period; 4th period – 10:30 am, 5th period – 11:00 am, 6th period – 11:30 am.

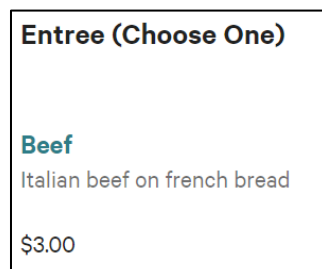
Click Start Order.

A screenshot of the "Order for Pickup" form. It has two tabs: "Pickup" (selected) and "Delivery". Under "When would you like your order:", there are two radio buttons: "Order now" (unselected) and "Schedule for later" (selected). Below these are two dropdown menus: the first is set to "Mon, 8/24" and the second is set to "11:00 AM". At the bottom is a teal "Start Order" button.

- Under Choose a Menu, select Marian Central Ordering Only from the dropdown menu.



- Select the Entrée of the Day.



Napoli Pizza Lunch Ordering Instructions

- Select a side.

- Click Add to Cart.

- If that completes your order, click Checkout.

- Complete Your Information. ****After the student's last name, please type their lunch room number so it can be delivered to their classroom. For example, Smith 208.**

- Complete credit card information. **If payment is not received ahead of time, the order will not be sent to the school.**

- Click Submit.

Subtotal	\$6.00
Tip	\$0.00
Total	\$6.00

By placing an order you agree to our Terms of Service and Privacy Policy

Submit